

ST800 Quick Card

▲ = Function Button

■ = Read Button

● = Lamp Button



ALL PAGES NOT LOCKED WILL BE LOST IF BATTERY IS REMOVED

Turning Pager ON/OFF

To turn pager on press ▲ or ■ for 2 seconds . To turn pager off press ▲ until "POWER OFF?" is displayed. Press ■ to confirm.

Incoming Page

Press any button to silence. Press ■ to display message. If message is not read a reminder beep will emit.

Setting Vibration/Audible Alert

Press ▲ or ■ until "VIBRATION" or "AUDIO" is displayed. Press ■ to confirm. Press ▲ until "SET ALERT?" is displayed. Press ■ to scroll through 4 beeps, 8 melodies, chirp, vibe-chirp and silent. Press ▲ to select the one you want.

Setting Time & Date

Press ▲ until "DATE-TIME" is displayed. Press ■ to confirm. The year will flash, then press ■ to change and ▲ to move to the month. Follow same steps until date and time are set completely. Press ■ to confirm.

Setting Alarm

Press ▲ until "SET ALARM?" is displayed. Press ■ to confirm. Press ■ to change from YES to NO to turn alarm ON/OFF. Press ▲ to move to alarm time; follow same procedure for setting time.

Protect/Unprotect Messages


Select message to be saved and press ▲ until "LOCK" is displayed. Press ■ to confirm. To unlock a message select message to be unprotected and press ▲ until "UNLOCK" is displayed. Press ■ to confirm.

Locked messages will remain in memory when the battery is low or being changed.

Erasing Messages

Press ▲ until "DELETE ALL?" is displayed. Press ■ to confirm. All of your read and unprotected messages are erased. Note: "DELETE ALL" will only display if there are messages in memory. To erase individual pages, press ■ to find page and then press ▲ until "DELETE?" is displayed. Press ■ to confirm. You will need to unlock a locked message to delete it.

Buttons




Function Button

Turn pager on
Enter Function mode
Complete setting process in each function

Read Button

Read messages
Select setting and features in Function mode
Turn pager On


Lamp Button

Turn the light On or Off
Escape to the standby screen, which shows time, date, alarm status, and alert status.
Press  twice to escape to the standby screen


Icons & Descriptions

 : Alert (Beep) On

 : Message Lock


 : Alert (Melody) On

new : New Unread Message

 : Alert (Vibrate) On

 : Change Battery

 : Alarm On

 : Message Longer than 12 Characters

For more product information and user manual visit us at

www.americanmessaging.net