

# Z400 Quick Card

▲ = Function Button

■ = Read Button

💡 = Lamp button



**ALL PAGES NOT LOCKED WILL BE LOST IF BATTERY IS REMOVED**

## Turning Pager ON/OFF

To turn pager on press ▲ or ■ for 2 seconds . To turn pager off press ▲ until "POWER OFF?" is displayed. Press ■ to confirm.

## Incoming Page

Press any button to silence. Press ■ to display message. If message is not read a reminder beep will emit.

## Setting Vibration/Audible Alert

Press ▲ or ■ until "VIBRATION" or "AUDIO" is displayed. Press ■ to confirm. Press ▲ until "SET ALERT?" is displayed. Press ■ to scroll through 4 beeps, 8 melodies, chirp, vibe-chirp and silent. Press ▲ to select the one you want.

## Setting Time & Date

Press ▲ until "DATE-TIME" is displayed. Press ■ to confirm. The year will flash, then press ■ to change and ▲ to move to the month. Follow same steps until date and time are set completely. Press ■ to confirm.

## Setting Alarm

Press ▲ until "SET ALARM?" is displayed. Press ■ to confirm. Press ■ to change from YES to NO to turn alarm ON/OFF. Press ▲ to move to alarm time; follow same procedure for setting time.

## Protect/Unprotect Messages

Select message to be saved and press ▲ until "LOCK" is displayed. Press ■ to confirm. To unlock a message select message to be unprotected and press ▲ until "UNLOCK" is displayed. Press ■ to confirm.

Locked messages will remain in memory when the battery is low or being changed.

## Erasing Messages

Press ▲ until "DELETE ALL?" is displayed. Press ■ to confirm. All of your read and unprotected messages are erased. Note: "DELETE ALL" will only display if there are messages in memory. To erase individual pages, press ■ to find page and then press ▲ until "DELETE?" is displayed. Press ■ to confirm. You will need to unlock a locked message to delete it.

# Buttons




## **Function Button**

Turn pager on  
Enter Function mode  
Complete setting process in each function

## **Read Button**


Read messages  
Select setting and features in Function mode  
Turn pager On


## **Lamp Button**

Turn the light On or Off  
Escape to the standby screen, which shows  
time, date, alarm status, and alert status.  
Press  twice to escape to the standby screen

# Icons & Descriptions

 : Alert (Beep) On


 : Alert (Melody) On


 : Alert (Vibrate) On

 : Alarm On

 : Message Lock

**new** : New Unreaded message

 : Change Battery

 : Message longer than  
12 Characters

For more product information and user manual visit us at

[www.americanmessaging.net](http://www.americanmessaging.net)